

V S KANKARIYA & CO.
CHARTERED ACCOUNTANTS.



**Branch Office: A/404, Sumangal Apartment, Manohar Nagar, Rajmata Jijaau Road, Beside
Treat Hotel, Nashik – 422 009.**

Contact No.: +91 9833638701; Email: cadineshpkothari@gmail.com

INDEPENDENT AUDITOR'S REPORT.

To,
The Partners,
Techeco Waste Management LLP.
LLPIN: AAN-4669.

I. Report on the Financial Statements.

We have audited the Financial Statements of **Techeco Waste Management LLP**, which comprise the Balance Sheet for the year as at March 31st 2026 and the Profit and Loss Account for the year ended as on 31st March 2026, and Notes to the Accounts of Financial Statements, including a summary of significant accounting policies.

In our opinion, the accompanying Financial Statements gives a true and fair view of the financial position of the entity for the year as at March 31st 2026 and of its financial performance for the year ended as on 31st March 2026, in accordance with the Accounting Standards issued by the **Institute of Chartered Accountants of India (ICAI)**.

II. Basis for Opinion.


We conducted our audit in accordance with the **Standards on Auditing (SAs)** issued by ICAI. Our responsibilities under those standards are further described in the **Auditor's Responsibilities for the Audit of the Financial Statements** section of our report. We are independent of the entity in accordance with the Code of Ethics issued by ICAI and we have fulfilled our other ethical responsibilities in accordance with the Code of Ethics. We believe that the audit evidence we have obtained is sufficient and appropriate to provide a basis for our opinion.

III. Responsibilities of Management & Those Charged with Governance of Financial Statements.

Management is responsible for the preparation of these Financial Statements that gives a true and fair view of the state of the affairs, results of operations and Cash Flows of the entity in accordance with the accounting principles generally accepted in India. This responsibility includes the design, implementation and maintenance of internal control relevant to the preparation and presentation of the Financial Statements which gives a true and fair view and are free from material misstatements, whether due to fraud or error.

In preparing the Financial Statements, management is responsible for assessing the entity's ability to continue as a going concern, disclosing and as applicable matters related to going concern and using the going concern basis of accounting unless management either intends to liquidate the entity or to cease operations, or has no realistic alternative but to do so.

Those charged with governance are responsible for overseeing the entity's financial reporting process.



Head Office: 203 Kushal Point, 4th Road, Behind Uday Cinema, Ghatkopar West – 400 086.

V S KANKARIYA & CO.
CHARTERED ACCOUNTANTS.



**Branch Office: A/404, Sumangal Apartment, Manohar Nagar, Rajmata Jijaau Road, Beside
Treat Hotel, Nashik – 422 009.**

Contact No.: +91 9833638701; Email: cadineshpkothari@gmail.com

IV. Auditor's Responsibilities for the Audit of the Financial Statements.

Our objectives are to obtain reasonable assurance about whether the Financial Statements as a whole are free from any material misstatements, whether due to fraud or error, and to issue an Auditor's Report that includes our opinion. Reasonable Assurance is a high level of assurance, but is not a guarantee that an audit conducted in accordance with SAs will always detect a material misstatement when it exists. Misstatements can arise from fraud or error and are considered material if, individually or in the aggregate, they could reasonably be expected to influence the economic decisions of users taken on the basis of these Financial Statements.

V. Report on Other Legal and Regulatory Requirements.

We report that:

- (a) We have sought and obtained all the information and explanations which to the best of our knowledge and belief were necessary for the purpose of our audit.
- (b) In our opinion, proper Books of Account as required by law have been kept by the said LLP so far as it appears from our examination of those books.
- (c) The Balance Sheet, and the Statement of Profit and Loss dealt with by this Report are in agreement with the Books of Accounts.
- (d) In our opinion, the Balance Sheet and the Statement of Profit & Loss comply with the Accounting Standards to the extent as applicable as prescribed by the said regulators' in this regard.

**For & On Behalf of
V. S. Kankariya & Co.
Chartered Accountants.
FRN: 104719W.**

**CA Dinesh P. Kothari.
Partner.
Membership No.: 153280.**



Place: Nashik.

Dated: 16th May, 2026.

UDIN: 26153280DMJNAG3682.

M/s. TECHECO WASTE MANAGEMENT LLP.


Unit No. 2A, Bldg. No. 11/12, Raghuvanshi Mills Compound, Senapati Bapat Marg, Lower Parel, Mumbai - 400 013.
Factory Site: Gat No. 155, B/2 & B/1, At Post Dhakambe Village, Dindori Road, Nashik - 422 004.

BALANCE SHEET AS AT 31ST MARCH, 2026.

Particulars		Notes	31 st March 2026	31st March 2025
I EQUITY AND LIABILITIES.				
1 Owners' Funds				
(a) Partners Capital Account				
(i) Partner's Contribution	3a	1,00,000	1,00,000	
(i) Partner's Current Account	3b	22,68,99,275	13,93,19,618	
(b) Reserves and Surplus		-	-	
		22,69,99,275	13,94,19,618	
2 Non-current Liabilities:				
(a) Long-term Borrowings	4	-	2,46,140	
(b) Deferred Tax Liabilities (Net)	5	58,78,665	-	
(c) Other Long-term Liabilities		-	-	
(d) Long-term Provisions		-	-	
		58,78,665	2,46,140	
3 Current Liabilities:				
(a) Short-term borrowings				
(b) Trade payables	6	1,42,75,024	58,73,759	
(c) Other current liabilities	7	4,30,18,436	1,66,63,834	
(d) Short-term provisions	8	26,65,727	13,81,713	
	9	75,89,862	42,39,707	
		6,75,49,049	2,81,59,013	
Total			30,04,26,989	16,78,24,771
II ASSETS.				
1 Non-current Assets:				
(a) Property, Plant and Equipment and Intangible Assets:				
(i) Property, Plant and Equipments (Net)		16,61,35,258	1,51,83,683	
(ii) Intangible Assets		-	-	
(iii) Capital Work-in-Progress		-	9,01,61,869	
(iv) Intangible Asset under Development		-	-	
(b) Non-current Investments		-	-	
(c) Deferred Tax Assets (Net)		-	-	
(d) Long Term Loans and Advances		-	10,46,828	
(e) Other Non-current Assets		-	-	
		16,61,35,258	10,63,92,380	
2 Current Assets:				
(a) Current Investments				
(b) Inventories				
(c) Trade Receivables	10	7,62,73,042	2,22,18,420	
(d) Cash and Bank Balances	11	2,02,55,315	1,40,58,151	
(e) Short Term Loans and Advances	12	67,38,911	63,58,725	
(f) Other Current Assets	13	3,10,24,462	1,87,97,095	
		-	-	
		13,42,91,731	6,14,32,391	
Total			30,04,26,989	16,78,24,771
This is the Balance Sheet referred to in our Report of even date.	1			
Schedules referred to above and notes attached there to form an integral part of Balance Sheet.	2			

For V. S. Kankariya & Co.
Chartered Accountants.
FRN: 104719W.

V. S. Kankariya & Co.
CA Dinesh P. Kothari.
Partner.
Membership No.: 153280.
UDIN: 26153280DMJNAG3682.



For Techeco Waste Management LLP.
Designated Partners.

Akshay N. Jain.
Akshay N. Jain.
DIN: 06763819.
Place: Nashik.
Dated: 16/05/2026.

Ujjwal Kumar.
Ujjwal Kumar.
DIN: 08151157.



M/s. TECHECO WASTE MANAGEMENT LLP.

Unit No. 2A, Bldg. No. 11/12, Raghuvanshi Mills Compound, Senapati Bapat Marg, Lower Parel, Mumbai - 400 013.

Factory Site: Gat No. 155, B/2 & B/1, At Post Dhakambe Village, Dindori Road, Nashik - 422 004.

STATEMENT OF MANUFACTURING, TRADING AND P&L A/C FOR THE YEAR ENDED AS ON 31/03/2026.

Particulars		Notes	31st March 2026	31st March 2025
I	Revenue from operations	14	66,54,69,999	32,68,55,223
II	Other Income	15	11,40,407	7,57,135
III	Total Income (I+II)		66,66,10,406	32,76,12,358
IV	Expenses:			
(a)	Cost of Material Consumed		-	-
(b)	Purchase of Stock in trade		60,62,80,069	27,83,64,319
(c)	Change in Inventories of Finished Goods, WIP and Stock in Trade	16	(5,40,54,622)	38,00,717
(a)	Cost of goods sold			
(d)	Employee benefits expense	17	76,65,162	47,05,966
(e)	Finance costs	18	44,26,695	48,94,837
(f)	Depreciation and amortization expense	19	71,01,481	16,32,796
(g)	Other expenses	20	6,00,03,675	2,19,10,637
	Total expenses		63,14,22,459	31,53,09,272
V	Profit/(loss) before exceptional and extraordinary items,		3,51,87,946	1,23,03,086
VI	Revaluation impact due to change in method of depreciation		-	(31,84,992)
VII	Remuneration and tax (V-VI)		3,51,87,946	1,54,88,078
VIII	Extraordinary Items (specify nature & provide note/delete if none)			
IX	Profit before Partners Remuneration & Tax (VII-VIII)		3,51,87,946	1,54,88,078
X	Partners Remuneration		-	-
XI	Profit Before Tax (IX-X)		3,51,87,946	1,54,88,078
XII	Tax Expense:			
(a)	Current Tax		75,89,862	42,39,707
(b)	Excess/ Short Provision of Tax (relating to earlier years)		92,933	-
(c)	Deferred Tax charge/ (benefit)		69,25,493	(10,46,828)
			1,46,08,288	31,92,879
XIII	Profit/(Loss) for the period from Continuing Operations (XI-XII)		2,05,79,658	1,22,95,199
XIV	Profit/(loss) from discontinuing operations		-	-
XV	Tax expense of discontinuing operations		-	-
XVI	Profit/(loss) from discontinuing operations (after tax)		-	-
XVII	Profit/(Loss) for the year (XIII+XVI)		2,05,79,658	1,22,95,199
	Schedules referred to above and notes attached there to form an integral part of Balance Sheet.			

For V. S. Kankariya & Co.
Chartered Accountants.
FRN: 104719W.




CA Dinesh P. Kothari.
Partner.

Membership No.: 153280.

UDIN: 26153280DMJNAG3682.



For Techeco Waste Management LLP.
Designated Partners.


Akshay N. Jain.
DIN: 06763819.

Place: Nashik.

Dated: 16/05/2026.


Ujjwal Kumar.
DIN: 08151157.



M/s. TECHECO WASTE MANAGEMENT LLP.

Schedules Forming Part of the Balance Sheet and P&L A/c as at 31st March, 2026.

CAPITAL ACCOUNT AS AT 31st MARCH, 2026.

Note-3(a)									(Amount in Rs.)
Sr. No.	Name of the Partners	Share of Profit/(Loss) (%)	As at 1st April 2025 (Opening Balance)	Capital Introduced/contri buted during the year	Remuneration for the year	Interest for the year	Withdrawals during the year	Share of Profit / Loss for the year	As at 31st March 2026 (Closing Balance)
Partner's Contribution									
1	Akshay Naresh Jain	0.01%	10	-	-	-	-	-	10
2	Namo E waste Management Ltd.	99.99%	99,990	-	-	-	-	-	99,990
			1,00,000						1,00,000
Note-3(b)									
Sr. No.	Name of the Partners	Share of Profit/(Loss) (%)	As at 1st April 2025 (Opening Balance)	Capital Introduced/contri buted during the year	Remuneration for the year	Interest for the year	Withdrawals during the year	Share of Profit / Loss for the year	(Amount in Rs.) As at 31st March 2026 (Closing Balance)
Partner's Current Account									
1	Akshay Naresh Jain	0.01%	3,26,208	-	-	-	-	2,058	3,28,266
2	Namo E waste Management Ltd.	99.99%	13,89,93,409	7,70,00,000	-	-	1,00,00,000	2,05,77,600	22,65,71,009
			13,93,19,617	7,70,00,000			1,00,00,000	2,05,79,658	22,68,99,275



Notes : 4 : Long Term Borrowings

Particulars	31st March 2026	31st March 2025
Secured Loan -Term Loan		
(a) Vehicle loans from banks (Vehicles have been financed by way of hypothecation of Terms of Repayment :-Equal monthly instalment beginning from the month of taking the loan	-	2,46,140
Total (A)	-	2,46,140
Unsecured		
(a) Loans from related parties	-	-
(b) Loans from other entities	-	-
Total (B)	-	-
(The amount of Current maturities of long term borrowings		
Total (A+B)	-	2,46,140

Notes : 6 : Short Term Borrowings

Particulars	31st March 2026	31st March 2025
Current Maturity of Long Term Borrowings	2,47,252	4,54,163
Bank of Maharashtra CC Limit Facility The total credit limit from Bank of Maharashtra is Rs. 500 lakhs in the form of Cash Credit facility. Out of total limit, Rs. 57 lakhs is secured by lien of Fixed Deposit Receipts of valuing Rs. 50 lakhs & remaining Rs. 443 lakhs is unsecured exposure covered under CGTMSE.	1,40,27,772	54,19,596
Total	1,42,75,024	58,73,759

Notes : 7 : Trade Payable :



Particulars	31st March 2026	31st March 2025
(a) Total outstanding dues of micro, small and medium	52,18,491	7,80,400
(b) Total outstanding dues of creditors other than micro,	3,77,99,945	1,58,83,434
(c) Disclosure relating to suppliers registered under MSME		
Total	4,30,18,436	1,66,63,834

Notes : 8 : Other current liabilities :-

Particulars	31st March 2026	31st March 2025
(a) Duty & Taxes Payable	5,18,279	3,25,618
(b) Advance received from Customer	2,92,659	-
(c) Other payables	18,24,789	10,56,095
(d) Security Deposit	30,000	-
Total	26,65,727	13,81,713

Notes : 9 : Short Term Provisions :-

Particulars	31st March 2026	31st March 2025
Other provisions		
Provision for Income tax	75,89,862	42,39,707
Total	75,89,862	42,39,707



Notes : 10 : Inventories :



Particulars	31st March 2026	31st March 2025
(a) Raw materials	2,02,63,452	1,57,63,518
(b) Work-in-progress	-	-
(c) Finished goods	5,60,09,590	64,54,902
(d) Stock-in-trade	-	-
(e) Stores and spares	-	-
(f) Loose Tools	-	-
(g) Others (Specify nature)	-	-
Total	7,62,73,042	2,22,18,420

Notes : 11 : Trade receivables :

Particulars	31st March 2026	31st March 2025
they are due for receipt		
(a) Secured Considered good	1,76,58,980	1,14,75,011
(b) Unsecured Considered good	-	-
(c) Doubtful	-	-
Less: Provision for doubtful receivables	-	-
Total (I)	1,76,58,980	1,14,75,011
date they are due for receipt		
(a) Secured Considered good	25,96,335	25,83,140
(b) Unsecured Considered good	-	-
(c) Doubtful	-	-
Less: Provision for doubtful receivables	-	-
Unbilled receivables	-	-
Total (II)	25,96,335	25,83,140
Total (I+II)	2,02,55,315	1,40,58,151


Notes : 12 : Cash and Bank Balances :

Particulars	31st March 2026	31st March 2025
(A) Cash and cash equivalents :-		
(a) Cash in hand	3,16,252	2,50,838
Total (A)	3,16,252	2,50,838
(B) Other bank balances :-		
(a) Bank Deposits	-	-
(i) Bank Balances		
(a) Current Account Balance with Bank of Maharashtra	3,665	10,274
(b) Current Account Balance with Bank of Baroda months but less than 12 months from reporting date	32,670	1,89,811
(iii) Margin money or deposits under lien	-	-
(iv) Others (specify nature)	-	-
(b) FDR Balances		
(i) FDR with Bank of Maharashtra (against CC Facility)	62,34,322	58,81,504
(ii) FDR with Bank of Maharashtra (against BG Facility)	1,52,002	26,298
Total (B)	64,22,659	61,07,887
Total (A+B)	67,38,911	63,58,725



Notes : 13 : Short Term Loans and Advances :-

Particulars		31st March 2026	31st March 2025
A	Loans and Advances (Secured)		
	(a) Capital advances		
	Considered good	-	-
	Doubtful	-	-
	Less: Provision for doubtful advances	-	-
	Total	-	-
	(b) Loans advances to partners or relative of partners	-	-
	(c) Other loans and advances (specify nature)	-	-
	Prepaid expenses	-	-
	Duty & Taxes Recoverable	-	-
	Income Tax Recoverable	-	-
	Security Deposits	50,16,824	19,28,485
	Balance with government authorities	2,51,10,801	64,71,992
	Total	3,01,27,625	84,00,477
	Total (A)	3,01,27,625	84,00,477
B	Loans and Advances (Unsecured)		
	(a) Capital advances		
	Considered good	-	-
	Doubtful	-	-
	Less: Provision for doubtful advances	-	-
	Total	-	-
	(b) Loans advances to partners or relative of partners		
	(c) Advance to Suppliers	2,10,122	1,02,68,002
	Prepaid Expenses	6,86,715	1,28,616
	CENVAT credit receivable	-	-
	VAT credit receivable	-	-
	Service tax credit receivable	-	-
	Duty & Taxes Recoverable	-	-
	TDS/TCS	-	-
	Security Deposits	-	-
	Balance with government authorities	-	-
	Total	8,96,837	1,03,96,618
	Total (B)	8,96,837	1,03,96,618
	Total (A+B)	3,10,24,462	1,87,97,095



Notes : 14 : Revenue from operations :-

Particulars		31st March 2026	31st March 2025
(a)	Sale from Recycling of metal wastes & Scrap		
(b)	Sale of Job work/ EPR Charges Received	59,42,83,323	28,99,38,995
(c)	Grants or donations received	7,11,86,676	3,69,16,228
(d)	Other operating revenue	-	-
(e)	Revenue from operations (Gross)	-	-
	Less: Excise duty	-	-
	Revenue from Operations (Net)	66,54,69,999	32,68,55,223

Notes : 15 : Other Income :-

Particulars		31st March 2026	31st March 2025
(a)	Interest from Electricity Board		
(a)	Interest received on FDR with Bank		-
(b)	DIC Claim Received	3,95,067	3,28,885
(d)	Interest received on Income Tax Refund	7,13,750	4,28,250
(c)	MSEDCL Interest Received	-	-
(f)	Sundry Balances w/off	31,590	-
		-	-
	Total Other Income	11,40,407	7,57,135


Notes : 16 : Cost of Goods Sold :-

Particulars		31st March 2026	31st March 2025
A	Opening stock of Raw Material		
(i)	Raw Material Purchased	-	-
		-	-
	Closing Stock of Raw Material	-	-
	Total (B)	-	-

Changes in inventories of finished goods, work in progress and stock-in trade		31st March 2026	31st March 2025
Inventories at the beginning of the year:			
(i)	Raw Material	1,57,63,518	1,64,20,165
(ii)	Work in progress	-	-
(iii)	Finished goods	64,54,902	95,98,972
	(I)	2,22,18,420	2,60,19,137
Inventories at the end of the year:			
(i)	Raw Material	2,02,63,452	1,57,63,518
(ii)	Work in progress	5,60,09,590	64,54,902
(iii)	Finished goods	-	-
	(II)	7,62,73,042	2,22,18,420
(Increase)/decrease in inventories of finished goods, work-in-progress and stock-in-trade (C)		(5,40,54,622)	38,00,717
Total		(5,40,54,622)	38,00,717

Notes : 17 : Employee Benefits Expense :-

Particulars		31st March 2026	31st March 2025
	Salaries, Bonus and Other Allowances	72,20,004	40,33,162
	Wages	3,00,268	5,56,167
	Contribution to provident and other funds	-	-
	Partner Remunerations	-	-
	Contribution to ESIC	-	-
	Gratuity	-	-
	Leave Encashment	-	-
	MLW Contribution Employer	-	-
	Professional Taxes	-	-
	Staff Welfare Expenses	-	-
		1,44,890	1,16,637
	Total Employee Benefits Expenses	76,65,162	47,05,966



Notes : 18 : Finance Cost :-



Particulars	31st March 2026	31st March 2025
(a) Interest expense		
(i) Interest on Partner capital	-	-
(ii) Interest on Unsecured loan	-	-
(iii) Bank Interest and Charges	43,71,786	47,94,574
(iv) Other Interest	54,909	1,00,263
Total Finance Cost	44,26,695	48,94,837

Notes : 19 : Depreciation and amortization expense :-

Particulars	31st March 2026	31st March 2025
On Tangible Assets	71,01,481	16,32,796
On Intangible Assets	-	-
Total Depreciation and Amortization Expenses	71,01,481	16,32,796

Notes : 20 : Other Expenses :-

Particulars	31st March 2026	31st March 2025
Factory Expenses	52,20,776	7,62,268
Manpower/Labour Charges Paid	2,37,47,979	39,55,569
Hazardous Expenses	75,728	1,76,638
Water Expenses	4,60,340	3,18,226
Machinery Repairs & Maintenance Exp.	3,21,712	1,33,248
Electricity & Power Expenses	46,82,110	15,64,521
Factory Rent	26,25,320	22,32,600
Audit Fees	50,000	30,000
Transportation Charges	92,57,774	29,94,139
Food & Hotel Expenses	2,18,511	63,357
Insurance Charges Paid	5,77,575	1,65,430
Computer Expenses	65,525	2,18,558
Travelling & Conveyance Expenses	15,20,066	9,94,998
Freight & Forwarding Charges	1,02,926	14,700
Printing & Stationery Expenses	2,78,167	71,845
Professional Charges/Fees	60,35,327	56,47,235
Security Hiring Charges	37,15,942	20,41,819
Advertisement & Sales Promotion Expenses	2,97,122	59,592
Postage & Courier Expenses	67,854	52,280
Office Expenses	4,72,188	1,99,058
Telephone Expenses	54,870	29,867
Other Admin Expenses	-	82,255
Stamp Duty, Toll & Taxes Paid	88,944	10,270
Legal Expenses	-	65,589
Packing Expenses	66,800	26,575
Round off	120	-
Total	6,00,03,675	2,19,10,637




M/s. TECHECO WASTE MANAGEMENT LLP.
Schedules Forming Part of the Balance Sheet and P&L A/c as at 31st March, 2026.

Note - 5

Deferred Tax Liabilities/ (Assets)


Partiulars	As Per Books	As Per Income Tax	Timing Difference	Permanent Difference
Written Down Value	16,61,35,259	14,93,12,156	1,68,23,103	-
Opening Balance of Deferred Tax Asset			(10,46,828)	
Closing Balance Deferred Tax Liability			58,78,665	
Addition of Deferred Tax Assets/ (Liability) (Trf to P/L A/c)			69,25,493	



M/s. TECHECO WASTE MANAGEMENT LLP.
Schedules Forming Part of the Balance Sheet as at 31st March, 2026.

Schedule : Fixed Assets. (New Plant)


Particulars	Life	Gross Block			Accumulated Depreciation			Net Block		
		Balance as at 1 April 2025	Additions/ (Disposals)	Sale	Balance as at 31st March 2026	Balance as at 1 April 2025	Depreciation charge for the year	Transfer to Reserve	Balance as at 31st March 2026	Balance as at 1 April 2025
Tangible Assets										
Electrical Fittings & Installations	10 Year	-	2,64,17,371	-	2,64,17,371	-	13,76,761	-	2,50,40,610	-
Furniture & Fixtures	10 Year	-	1,40,800	-	1,40,800	-	7,214	-	1,33,586	-
Factory Shed	30 Year	-	4,78,98,908	-	4,78,98,908	-	8,32,045	-	4,70,66,863	-
Canon Color Printer	3 Year	-	13,729	-	13,729	-	2,597	-	11,132	-
Biometric Attendance Machine	15 Year	-	10,500	-	10,500	-	435	-	10,065	-
Machinery Tools & Equipments	8 Years	-	2,00,266	-	2,00,266	-	5,300	-	1,94,966	-
Water Motor	10 Year	-	60,240	-	60,240	-	2,851	-	57,389	-
Air Conditioning Units	10 Year	-	2,01,500	-	2,01,500	-	12,534	-	1,88,966	-
Office & Lab Equipments	15 Year	-	17,98,321	-	17,98,321	-	73,641	-	17,24,680	-
Motor Machines - HP	8 Years	-	2,53,565	-	2,53,565	-	3,824	-	2,49,741	-
ETP Plant	15 Year	-	4,65,000	-	4,65,000	-	17,146	-	4,47,854	-
Fire Hydrant Plant	30 Year	-	47,26,673	-	47,26,673	-	88,461	-	46,38,212	-
Quality Control Lab Machinery	15 Year	-	91,64,644	-	91,64,644	-	3,79,878	-	87,84,766	-
Compressor Machinery	15 Year	-	10,50,000	-	10,50,000	-	43,544	-	10,06,456	-
Refurbishment Machinery	15 Year	-	49,56,430	-	49,56,430	-	2,05,545	-	47,50,885	-
Generator Set	15 Year	-	10,15,000	-	10,15,000	-	42,092	-	9,72,908	-
Stabilizer - 600 KV	8 Years	-	8,93,100	-	8,93,100	-	3,487	-	8,89,613	-
Material Handling Machines & Trolley	15 Year	-	17,18,000	-	17,18,000	-	71,246	-	16,46,754	-
Lithium Battery Recycling Machine	15 Year	-	5,49,42,328	-	5,49,42,328	-	22,76,514	-	5,26,65,814	-
Weighing Scale Machine	15 Year	-	1,13,500	-	1,13,500	-	3,072	-	1,10,428	-
EOT Cranes	15 Year	-	4,72,700	-	4,72,700	-	7,936	-	4,64,764	-
Shredder Machine	15 Year	-	1,45,000	-	1,45,000	-	5,661	-	1,39,339	-
Total		-	15,66,57,574	-	15,66,57,574	-	54,61,784	-	15,11,95,790	-



M/s. TECHECO WASTE MANAGEMENT LLP.
Schedules Forming Part of the Balance Sheet as at 31st March, 2026.

Schedule : 7 Fixed Assets - New Plant


Sr. No	Particulars	Rate	Opening WDV	Additions more than 180 days	Additions less than 180 days	Depreciation for the period	Deduction during the period	Closing WDV
I	Furnitures & Fittings	10%						
1	Electrical Fittings & Installations		-	2,09,68,238	54,49,133	23,69,280	-	2,40,48,091
2	Furnitures & Fixtures		-	1,02,300	38,500	12,155	-	1,28,645
3	Factory Shed		-	3,79,11,817	99,87,090	42,90,536	-	4,36,08,371
			-	5,89,82,355	1,54,74,723	66,71,972	-	6,77,85,106
II	Plant & Machinery	15%						
A	Office Equipments.							
1	Canon Colour Printer		-	13,729	-	2,059	-	11,670
2	Air Conditioner		-	2,01,500	-	30,225	-	1,71,274
3	Biometric Attendance Machine		-	10,500	-	1,575	-	8,925
4	Industrial Fans		-	-	49,300	3,698	-	45,603
5	Walky Talky Equipments		-	-	28,000	2,100	-	25,900
6	Stabilizer - 600 KV		-	-	8,93,100	66,983	-	8,26,118
			-	2,25,729	9,70,400	1,06,640	-	10,89,489
B	Plant & Machineris.							
1	ETP Plant		-	3,25,500	1,39,500	59,288	-	4,05,713
2	Compressor Machine		-	10,50,000	-	1,57,500	-	8,92,500
3	Fire Hydrant Plant		-	43,94,985	3,31,688	6,84,124	-	40,42,549
4	Generator SET		-	10,15,000	-	1,52,250	-	8,62,750
5	Lab Equipment Machinery		-	17,21,021	-	2,58,153	-	14,62,868
6	Material Handling Trolley		-	17,18,000	-	2,57,700	-	14,60,300
7	Lithium Battery Recycling Machine		-	5,48,75,047	67,280	82,36,303	-	4,67,06,024
8	Water Motor		-	37,135	23,105	7,303	-	52,937
9	Weighing Scale Machine		-	60,500	53,000	13,050	-	1,00,450
10	Refurbishment Machinery		-	49,56,430	-	7,43,465	-	42,12,966
11	Quality Control Lab Mchinery		-	91,64,644	-	13,74,697	-	77,89,947
12	Shredder Machine		-	1,45,000	-	21,750	-	1,23,250
13	Motor HP - 10, 5, 60.		-	-	2,53,565	19,017	-	2,34,548
14	EOT Cranes		-	-	4,72,700	35,453	-	4,37,248
15	Machinery Tools & Equipments		-	-	2,00,267	15,020	-	1,85,247
			-	7,94,63,262	15,41,105	1,20,35,072	-	6,89,69,295
			-	7,96,88,991	25,11,505	1,21,41,712	-	7,00,58,784
	Total		-	13,86,71,346	1,79,86,228	1,88,13,683	-	13,78,43,891
	(Previous Year)		-	-	-	-	-	-



M/s. TECHECO WASTE MANAGEMENT LLP.
Schedules Forming Part of the Balance Sheet as at 31st March, 2026.

Schedule : Fixed Assets. (Old Plant)


Particulars	Life	Gross Block			Accumulated Depreciation			Net Block		
		Balance as at 1 April 2025	Additions/ (Disposals)	Sale	Balance as at 31st March 2026	Balance as at 1 April 2025	Depreciation charge for the year	Transfer to Reserve	Balance as at 31st March 2026	Balance as at 1 April 2025
Tangible Assets										
Electrical Fittings & Installations	10 Year	45,63,365	-	-	45,63,365	24,63,980	4,33,741	-	28,97,721	16,65,644
Furniture & Fixtures	10 Year	1,42,100	32,000	-	1,74,100	56,785	14,943	-	71,728	1,02,372
Factory Shed	30 Year	34,53,463	-	-	34,53,463	5,84,088	1,09,369	-	6,93,457	27,60,006
Canon Color Printer	3 Year	42,731	23,729	-	66,460	38,813	6,920	-	45,733	20,727
ESSL Punching Machine	15 Year	8,025	-	-	8,025	2,643	509	-	3,152	4,873
CCTV Camera	5 Year	2,73,129	-	-	2,73,129	2,38,315	5,949	-	2,44,264	28,865
Laserjet Printer	3 Year	13,728	-	-	13,728	13,728	-	-	13,728	-
LCD/LED TV	3 Year	4,237	-	-	4,237	4,237	-	-	4,237	-
Office Equipments	10 Year	1,52,973	-	-	1,52,973	60,154	14,533	-	74,687	78,286
RO Water Purifier	5 Year	1,63,440	-	-	1,63,440	1,50,675	2,174	-	1,52,849	10,591
Mobile Phone	3 Year	1,06,760	36,773	-	1,43,533	94,972	9,068	-	1,04,040	39,493
Motor Car	8 Year	29,12,003	-	-	29,12,003	11,10,536	2,32,551	-	13,43,087	15,68,916
Codless Drill Driver	15 Year	2,32,720	-	-	2,32,720	80,852	14,742	-	95,594	1,37,126
Compressor (7.5 HP)	15 Year	82,000	-	-	82,000	28,670	5,195	-	33,865	48,135
Dust Collector & Other Component	15 Year	29,60,000	-	-	29,60,000	10,74,518	1,87,517	-	12,62,035	16,97,965
Generator Set	15 Year	2,50,059	-	-	2,50,059	87,097	15,841	-	1,02,938	1,47,121
Hydrolic Bailling Press Machine	15 Year	19,15,000	-	-	19,15,000	2,69,132	1,21,274	-	3,90,406	15,24,594
Material Handling Trolley	15 Year	1,98,000	-	-	1,98,000	71,086	12,543	-	83,629	1,14,371
PCB Recycling Machine	15 Year	44,41,743	-	-	44,41,743	16,09,324	2,81,385	-	18,90,709	25,51,034
Weight bridge 30MT	15 Year	5,25,000	20,000	-	5,45,000	1,88,577	34,276	-	2,22,853	3,22,147
Weight bridge 500 KG	15 Year	30,300	-	-	30,300	9,438	1,920	-	11,358	18,942
Compressor Cutting Machine	15 Year	85,000	-	-	85,000	23,831	5,384	-	29,215	20,862
CRT Recycling Machine	15 Year	2,00,000	-	-	2,00,000	53,435	12,667	-	66,102	55,785
ROREC Recovery Unit	15 Year	79,800	-	-	79,800	23,620	5,055	-	28,675	1,46,565
Maruti Super Carry Pickup	8 Year	4,89,339	-	-	4,89,339	1,06,666	58,109	-	1,64,775	56,180
Plastic Shredder Machine	15 Year	2,60,000	-	-	2,60,000	16,483	16,466	-	32,949	3,82,673
Wire Stripping Machine/Fire Plant	15 Year	40,000	-	-	40,000	3,199	2,533	-	5,732	2,43,517
Computers & Laptops	3 Year	2,74,538	-	-	2,74,538	2,50,915	5,536	-	2,56,451	36,801
Fire Hydrant Plant	30 Year	-	12,82,981	-	12,82,981	-	29,497	-	18,087	23,623
Total		2,38,99,453	13,95,483	-	2,52,94,936	87,15,770	16,39,697	-	1,03,55,467	1,49,39,469
										1,51,83,683



M/s. TECHECO WASTE MANAGEMENT LLP.
Schedules Forming Part of the Extracts of Balance Sheet as at 31st March, 2026.

Schedule : 7 Fixed Assets - Old Plant

Sr. No	Particulars	Rate	Opening WDV	Additions more than 180 days	Additions less than 180 days	Depreciation for the period	Deduction during the period	Closing WDV
I	Furnitures & Fittings	10%						
1	Electrical Fittings & Installations		24,46,797	-	-	2,44,680	-	22,02,117
2	Furnitures & Fixtures		89,825	-	32,000	10,583	-	1,11,243
3	Factory Shed		18,73,076	-	-	1,87,308	-	16,85,769
4	Factory Shed - Others		60,198	-	-	-	-	60,198
			44,69,897	-	32,000	4,42,570	-	40,59,327
II	Plant & Machinery	15%						
A	Office Equipments.							
1	Canon Colour Printer		22,353	23,729	-	6,912	-	39,169
2	CCTV Cameras		1,16,761	-	-	17,514	-	99,246
3	ESSL Attendance Machine		3,294	-	-	494	-	2,800
4	Laserjet Printer		5,634	-	-	845	-	4,788
5	LCD & LEDs		1,738	-	-	261	-	1,478
6	Office Equipments		77,833	-	-	11,675	-	66,158
7	RO Water Plant (250 LPH)		64,353	-	-	9,653	-	54,700
8	Endeavour Ford Car		15,20,084	-	-	2,28,013	-	12,92,072
9	Mobile Handset		55,585	-	36,773	11,096	-	81,262
			18,67,635	23,729	36,773	2,86,463	-	16,41,672
B	Plant & Machinerics.							
1	Codless Drill Driver		91,206	-	-	13,681	-	77,525
2	Compressor (7.5 HP)		30,926	-	-	4,639	-	26,287
3	Dust Collector & Components		11,16,363	-	-	1,67,454	-	9,48,908
4	Generator SET		1,01,766	-	-	15,265	-	86,501
5	Hydraulic Baling Press Machine		13,93,689	-	-	2,09,053	-	11,84,636
6	Material Handling Trolley		74,675	-	-	11,201	-	63,474
7	PCB Recycling Machine & Crusher Blades		16,75,201	-	-	2,51,280	-	14,23,921
8	Weighbridge 30 MT		1,98,004	20,000	-	32,701	-	1,85,303
9	Weighing Scale Cap-500 Kg		13,233	-	-	1,985	-	11,248
10	Compressor Cutting Machine		41,042	-	-	6,156	-	34,886
11	CRT Recycling Machine		96,572	-	-	14,486	-	82,086
12	ROREC Recovery Unit		35,408	-	-	5,311	-	30,097
13	Maruti Pickup Vehicle		3,53,547	-	-	53,032	-	3,00,515
14	Wire Stripping Machine B-10		31,449	-	-	4,717	-	26,731
15	Plastic Shredder Machine		2,07,613	-	-	31,142	-	1,76,471
16	Fire Hydrant Plant		-	12,82,981	-	1,92,447	-	10,90,534
			54,60,693	13,02,981	-	10,14,551	-	57,49,122
			73,28,328	13,26,710	36,773	13,01,014	-	73,90,795
III	Plant & Machinery	40%						
	Computers & Laptops		30,238	-	-	12,095	-	18,143
			30,238	-	-	12,095	-	18,143
	Total		1,18,28,464	13,26,710	68,773	17,55,679	-	1,14,68,265
	(Previous Year)		1,21,39,274	14,88,399	3,814	18,03,023	-	1,18,28,464



M/s. TECHECO WASTE MANAGEMENT LLP.
Schedules Forming Part of the Balance Sheet and P&L A/c as at 31st March, 2026.

ANNEXURE-A

SECURED LOANS (Long Term)	31st March 2026	31st March 2025
Yes Bank Vehicle Loan	-	2,46,140
Total	-	2,46,140

ANNEXURE-A(i)

SECURED LOANS (Short Term)	31st March 2026	31st March 2025
Yes Bank Vehicle Loan (1 year repayment)	2,47,252	4,54,163
Bank Of Maharashtra (CC Loan Facility)	1,40,27,772	54,19,596
Total	1,42,75,024	58,73,759

ANNEXURE-B

EXPENSES PAYABLE	31st March 2026	31st March 2025
Audit Fees Payable	50,000	30,000
Professional Fees Payable	4,32,000	4,62,000
Electricity Expenses Payable	5,78,680	1,33,650
ESIC Payable	9,545	7,171
PF Payable	66,300	50,992
Profession Tax Payable	4,000	2,775
Other Expenses Payable	1,02,529	45,736
Salary Payable	5,81,735	3,23,771
Total	18,24,789	10,56,095

ANNEXURE-C


DUTY & TAXES PAYABLE	31st March 2026	31st March 2025
TDS Payable	3,15,872	3,13,889
TCS Payable	1,67,569	11,729
GST RCM Payable	34,838	
Total	5,18,279	3,25,618

ANNEXURE-D

PREPAID EXPENSES	31st March 2026	31st March 2025
Prepaid Insurance	2,48,525	1,28,616
Prepaid Expenses	4,38,190	
Total	6,86,715	1,28,616

ANNEXURE-E

DUTIES & TAXES RECOVERABLE (ASSETS)	31st March 2026	31st March 2025
GST ITC Available	90,87,218	30,93,922
TDS on GST	85,15,600	-
Total	1,76,02,818	30,93,922



ANNEXURE-F


INCOME TAX RECOVERABLE	31st March 2026	31st March 2025
TDS Recoverable	18,94,148	9,54,506
TCS on Scrap	6,13,834	23,564
Advance Income Tax	50,00,000	24,00,000
Total	75,07,982	33,78,070
Balance with Government Authorities(Annexure E+F)	2,51,10,801	64,71,992

ANNEXURE-G

SECURITY DEPOSITED	31st March 2026	31st March 2025
Securities & Deposits Given		
Deposite against Factory Premises - Old Plant	10,00,000	10,00,000
MSEDCL Security Deposit	20,63,324	4,74,985
NDMVP Security Deposit Old	50,000	-
New Plant Rent Deposit - Priyanka Borade	2,25,000	2,25,000
MEPL Deposit - New Plant	2,25,000	2,25,000
Metal Junction Services Pvt. Ltd.	3,500	3,500
P92 Reliance Industries Ltd - New	5,00,000	-
Tata Motors Ltd - EMD New	6,66,000	-
Tata Motors Passenger Vehicles Ltd - New	2,84,000	-
Total	50,16,824	19,28,485

ANNEXURE -H

FDR BALANCES	31st March 2026	31st March 2025
FDR with Bank of Maharashtra (against CC Facility)	62,34,322	58,81,504
FDR with Bank of Maharashtra (against BG Facility)	1,52,002	26,298
Total	63,86,324	59,07,802




M/s. TECHECO WASTE MANAGEMENT LLP.
Schedules Forming Part of the Balance Sheet and P&L A/c as at 31st March, 2026.

(Amount in Rs.)

ANNEXURE-I	ADVANCES FROM CUSTOMER	31st March 2026	31st March 2025
	Chennai Washing Machine	2,00,000	-
	Geeta Steel Sales	999	-
	K.K. Steel Corporation	20,936	-
	K.K. Steel Wire	11,746	-
	Texa Metals and Alloys Pvt Ltd	42,965	-
	World Plastic Care	16,013	-
	Total	2,92,659	-

ANNEXURE-J	ADVANCES TO SUPPLIERS	31st March 2026	31st March 2025
	Agilent Technology	-	21,00,400
	Infosys Ltd.	-	1,47,218
	Atharv Enterprises	-	7,00,000
	Advanced Renewable Energy	-	59,900
	Edge Verve Systems Ltd.	-	5,932
	Infosys BPM Ltd.	-	22,780
	Cosmo Shipping Services Pvt. Ltd.	-	5,397
	Revalue Recycling India Ltd.	-	205
	Shree Associates	-	63,96,340
	Veritas Software Technologies India Pvt. Ltd.	-	12,995
	NDMVP College Nashik	-	47,835
	Spartan JMD Logistics LLP	-	14,000
	Urja Electrical Systems	-	5,00,000
	Tata Motors Passenger Vehicles Ltd	10,907	-
	Shree Steel	1,29,788	-
	Sansui Electronics Pvt Ltd	720	-
	Sai Samarth Crane	305	-
	Royal Enfield	8,607	-
	Hindustan Unilever Limited	5,254	-
	Green EnviroSAFE	630	-
	Fresh Flora Horticulture	50,502	-
	Enviro Watertech Engineers	465	-
	Alang Steel Recycling Pvt Ltd - Palghar	644	-
	A2Z Online Services P Ltd	2,300	-
	Vedant Engineering Services	-	2,55,000
	Total	2,10,122	1,02,68,002



M/s. TECHECO WASTE MANAGEMENT LLP.


Schedules Forming Part of the Balance Sheet and P&L A/c as at 31st March, 2026.

List -1

Details of Creditors as on 31/03/2026.

(Amount in Rs.)

Creditors	31st March 2026	31st March 2025
Associated Civil Engineers	-	11,800
Bajaj Electricals	-	5,104
Eco Market Pvt. Ltd.	-	30,000
Endurance International Group (I) Pvt. Ltd.	-	9,246
G B Enterprises	-	12,59,197
Goldy Precision Stampings Pvt. Ltd.	-	39
IFB Industries Ltd. (Gujarat)	28,67,477	28,67,477
IFB Industries Ltd. (Maharashtra)	15,76,317	15,76,317
Indo Pest Control	5,600	5,000
Infinity Corporation	-	13,01,765
Infinity Retail Ltd. (Croma)	61,008	61,008
Namo Ewaste Management Ltd EPR	27,43,066	-
Jai Malhar Water Supply	32,580	-
Namo Ewaste Management Ltd Purchase	2,60,98,878	-
Kunal Enterprises	5,150	-
Kute Crane Services	-	36,000
Lab Yantra Solutions India Pvt. Ltd.	-	3,37,737
MSS India Pvt. Ltd.	-	14,777
N G Enterprises	-	19,69,536
New Bhagwati Kirana Stores	1,200	2,298
Nivek Enterprises	-	19,84,812
Omkar Enterprises	-	20,15,269
Perry Johnson Certifications Pvt. Ltd.	4,09,524	3,65,585
PMI Electro Mobility Solution Pvt Ltd	7,76,320	-
Sai Scrap Corporation	-	17,72,673
Sanjay Avhad	-	5,580
Sanjay Gaikwad	-	32,689
Shree Steel	-	1,84,675
Shree Associate - RM	3,31,611	-
Shree Steel - RM	15,01,310	-
Urja Electrical Systems - RM	13,38,428	-
Shri Swami Samarth Broad Band Internet	-	2,000
Shubham Enterprises	-	32,727
Shubham Kshirsagar Courier Services	11,780	-
Slidewell Meilleur Pvt. Ltd.	-	123
Softcell Technologies Global Pvt Ltd- Ch	1,060	-
Softcell Technologies Global Pvt Ltd-bgl	3,110	-
Softcell Technologies Global Pvt Ltd-Del	160	-
Softcell Technologies Global Pvt Ltd-hyd	225	-
Softcell Technologies Global Pvt Ltd-Mah	35,141	-
Total	3,77,99,945	1,58,83,434
MSME Creditors	31st March 2026	31st March 2025
Aayush Enterprises	17,48,752	2,54,297
Atyeti IT Services Pvt Ltd	13,330	-
EPIC Marketing India	29,250	-
Gore Trading Corporation	31,320	-
Kireeti Intending & Exim Sevices Pvt Ltd	7,080	-
KV Fire Chemicals	53	-
Maharashtra Enviro Power Ltd	1,19,192	-
Rounaq Enterprises	3,13,830	-
Sanket Enterprises	2,86,829	-
Shri Krishna Enterprises	11,31,520	-
Sukiba Management Services Pvt. Ltd.	4,02,115	3,35,528
Trans Waste Solutions	72,275	-
Tuljai Cargo & Logistics	10,62,945	1,90,575
Total	52,18,491	7,80,400
Total Creditors	4,30,18,436	1,66,63,834



M/s. TECHECO WASTE MANAGEMENT LLP.
Schedules Forming Part of the Balance Sheet and P&L A/c as at 31st March, 2026.

List -2

Sundry Debtors as on 31/03/2026.

Name of Parties	(Amount in Rs.)		
	Less than Six Months	More than Six Month	Total Amount
Health Rx	40,000	-	40,000
IFB Industries Limited	-	25,79,335	25,79,335
Madhuraj Polymers	6,00,778	-	6,00,778
Nextriise Real Estate Advisors Pvt. Ltd.	89,680	-	89,680
Rubamin Private Limited	1,69,24,501	-	1,69,24,501
Smartfleet (BPCL)	4,021	-	4,021
Vijay Sahoo	-	17,000	17,000
Total	1,76,58,980	25,96,335	2,02,55,315



M/s. TECHECO WASTE MANAGEMENT LLP.


Schedules Forming Part of the Balance Sheet and P&L A/c for the Year Ended as on 31/03/2026.

2. NOTES TO ACCOUNTS.

We report the following Remarks/Comments observed during the course of audit as under:


- 1) Provision for Expenses have been made as Certified by the Partners of the Firm.
- 2) The Closing Stock is taken and valued on FIFO basis of method by the Partners of the Firm.
- 3) It is impossible for us to physically verify Cash in Hand & Closing Stock as on 31/03/2026.
- 4) All Sundry Debtors/Sundry Creditors/Deposits/Loans and Advances balances are Subject to Confirmations. We have resorted to test checks while conducting the Audit.
- 5) We have relied on the Internal Evidences where the External Evidences are not available.
- 6) Information pertaining to Clause 44 in Form 3CA-3CD is disclosed as per data available & provided by the taxpayer. Further, it is also pertinent to note that nearest data available in this regard is prescribed in form GSTR9/9C as per applicability which is for expense-wise reconciliation of ITC availed and same is also deferred under GST provisions for FY 25-26.
- 7) Depreciation is calculated on the basis of SLM method. In case of new plant, depreciation has been claimed from the date of commercial production started i.e. 5th of August 2025 as taken & considered by the partners of the firm. On such date fixed assets are ready & actually have been put to use.
- 8) It is not possible for us to verify whether, all the payments were made otherwise than by account payee cheque or bank draft, as the necessary evidence is not in the possession of the assessee.
- 9) We have been informed that, the assessee has filed the return under the Goods and Service Tax Act as per the Books of Accounts maintained. Also the differences arise, if any will be reconciled at the time of filing revised/annual returns.
- 10) Assessee is maintaining Books of Accounts in "Busy ERP" accounting Software. The audit has been carried out on computer i.e. on-line basis therefore no tick-marks have been made on books of accounts while carrying this audit.
- 11) The daily selling rates of recycling of metal wastes & scrap & other commodities are varies, as taken & provided by the partners of firm during the audit period in determining sales value.
- 12) There are no delays in payment to Micro and Small enterprises as required to be disclosed under the Micro, Small and Medium Enterprises Development Act, 2006. The above information and that given in note "Trade Payables" regarding Micro and Small enterprises has been determined to the extent such parties have been identified on the basis of information available with the firm & has been relied upon by the auditors as provided by the said management.

For & On Behalf of
V. S. Kankariya & Co.
Chartered Accountants.
FRN: 104719W.


CA Dinesh P. Kothari.
Partner.
Membership No.: 153280.
UDIN: 26153280DMJNAG3682.



For & On Behalf of Partners of
Techeco Waste Management LLP.
Designated Partners.


Akshay N. Jain.
DIN: 06763819.
Place: Nashik.
Dated: 16th May, 2026.


Ujjwal Kumar.
DIN: 08151157.



M/s. TECHECO WASTE MANAGEMENT LLP.

Unit No. 2A, Bldg. No. 11/12, Raghuvanshi Mills Compound, Senapati Bapat Marg, Lower Parel, Mumbai - 400 013.

Factory Site: Gat No. 155, B/2 & B/1, At Post Dhakambe Village, Dindori Road, Nashik - 422 004.

Cash Flow Statement as on 31st March 2026.

Statement of Cash Flows	As at 31st March 2026	As at 31st March 2025
Cash Flows from Operating Activities.		
Profit Before Taxation	3,51,87,946	1,54,88,078
Adjustments for:		
Depreciation	71,01,481	16,32,796
Finance Costs (Interest Expense)	44,26,695	48,94,837
Interest Income	(11,40,407)	(7,57,135)
Other Non-cash Items (net)	(70,18,417)	10,46,828
(Gain)/Loss on the Sale of Fixed Assets (Net)	-	-
	3,85,57,298	2,23,05,404
Working Capital Changes:		
(Increase) / Decrease in trade and other receivables	(62,34,606)	49,01,649
(Increase) / Decrease in inventories	(5,40,54,622)	38,00,717
(Increase) / Decrease in Other Current Assets	-	-
Increase / (Decrease) in trade payables	2,63,54,802	(2,34,76,910)
Increase / (Decrease) in Other Current Liability	13,02,635	97,776
Increase / (Decrease) in Deferred tax asset	10,46,828	(10,46,828)
Increase / (Decrease) in Deferred Tax Liability	58,78,665	-
Increase / (Decrease) in Long Term Provisions	-	-
Increase / (Decrease) in Short Term Provisions	33,50,155	42,39,707
	1,62,01,155	1,08,21,515
Cash Generated from Operations	1,62,01,155	1,08,21,515
Interest paid	-	-
Taxes	(75,89,862)	(42,39,707)
Net Cash from Operating Activities	86,11,293	65,81,808
Cash Flows from Investing Activities		
Business acquisitions, net of cash acquired	-	-
Purchase of property, plant and equipment	(6,78,91,197)	(9,48,39,075)
Proceeds from sale of Fixed Assets	-	-
Purchase of Non Current Investment	-	-
Interest received	11,40,407	7,57,135
(Increase) / Decrease in other non-current assets	-	-
Net Cash used in Investing Activities	(6,67,50,790)	(9,40,81,940)
Cash Flows from Financing Activities		
Proceeds from issue of share capital	6,70,00,000	12,01,78,196
Proceeds from / (Repayment of) short-term borrowings	84,01,265	(2,41,07,669)
Proceeds from / (Repayment of) long-term borrowings	(2,46,140)	(8,61,860)
Proceeds from short term advances	(1,22,08,746)	(22,43,124)
Interest paid	(44,26,695)	(48,94,837)
Net Cash used in Financing Activities	5,85,19,683	8,80,70,706
Net Increase in Cash and Cash Equivalents	3,80,186	5,70,574
Cash and Cash Equivalents at the Beginning of Period	63,58,725	57,88,151
Cash and Cash Equivalents at the End of Period	67,38,911	63,58,725

For V. S. Kankariya & Co.
Chartered Accountants.
FRN: 104719W.CA Dinesh P. Kothari.
Partner.
Membership No.: 153280.
UDIN: 26153280DMJNAG3682.For Techeco Waste Management LLP,
Designated Partners.Akshay N. Jain.
DIN: 06763819.
Place: Nashik.
Dated: 16/05/2026.Ujjwal Kumar.
DIN: 08151157.


M/s. Techeco Waste Management LLP.

Unit No. 2A, Bldg. No. 11/12, Raghuvanshi Mills Compound, Senapati Bapat Marg, Lower Parel, Mumbai - 400 013.
Factory Site: Gat No. 155, B/2 & B/1, At Post Dhakambe Village, Dindori Road, Nashik - 422 004.

Notes to Audited Financial Results for the Half Year & Year ended on March 31, 2026.


Sr. No.	Particulars	(Rs. in Lakhs)				
		Half Year Ended March 31, 2026	Half Year Ended September 30, 2025	Year Ended March 31, 2025	As At March 31, 2026	As At March 31, 2025
1	Revenue					
	a) E-waste Recycling	2,305.80	2,835.76	3,268.55	5,141.56	3,268.55
	b) Battery Recycling	1,457.50	55.64	-	1,513.14	-
	c) Unallocated Income	2.17	9.23	7.57	11.40	7.57
	d) Inter-Unit Sales	-	-	-	-	-
	Segment Total	3,765.47	2,900.63	3,276.12	6,666.10	3,276.12
2	Segment Results (PBIT)					
	a) E-waste Recycling	17.37	146.14	728.00	163.51	203.82
	b) Battery Recycling	219.83	12.80	-	232.63	-
	Segment Total	237.20	158.94	728.00	396.14	203.82
	Less: Finance Cost	26.68	17.59	73.81	44.27	48.94
	Less: Taxes	80.69	65.39	342.35	146.08	31.93
	Total Profit After Tax	129.83	75.96	311.84	205.79	122.95
3	Segment Assets					
	a) E-waste Recycling	582.72	837.45	514.59	582.72	514.59
	b) Battery Recycling	2,044.29	1,475.30	901.62	2,044.29	901.62
	c) Unallocated Assets	377.45	322.66	262.02	377.45	262.02
	Segment Total	3,004.46	2,635.41	1,678.23	3,004.46	1,678.23
4	Segment Liabilities					
	a) E-waste Recycling	383.27	244.61	166.63	383.27	166.63
	b) Battery Recycling	46.92	8.95	-	46.92	-
	c) Unallocated Liabilities	304.28	391.69	117.41	304.28	117.41
	Segment Total	734.47	645.25	284.04	734.47	284.04
5	Capital Employed (As at Period/ Year End)					
	a) E-waste Recycling	123.22	523.81	1,394.19	123.22	1,394.19
	b) Battery Recycling	2,146.77	1,466.35	-	2,146.77	-
	Segment Total	2,269.99	1,990.16	1,394.19	2,269.99	1,394.19

For V. S. Kankariya & Co.
Chartered Accountants.
FRN: 104719W.


CA Dinesh P. Kothari.
Partner.
Membership No.: 153280.
UDIN: 26153280DMJNAG3682.



For Techeco Waste Management LLP.
Designated Partners.


Akshay N. Jain.
DIN: 06763819.
Place: Nashik.
Dated: 16/05/2026.

